

**GENERAL NOTES:**

1. REFERENCE DRAWING CA-SD-0001 FOR GENERAL SELECTION GUIDE RULES.
  2. BODY IS CONSTRUCTED OF 11 GAUGE AND FLANGES ARE 7 GAUGE.
  3. UNIT IS COMPLETELY FACTORY ASSEMBLED AND TESTED.
  4. CAMFIL'S STANDARD DAMPER HAS A MANUAL ACTUATOR AS SHOWN. THERE ARE MANY OPTIONS WHEN CONSIDERING ELECTRIC OR PNEUMATIC ACTUATORS.
  5. TYPICAL APPLICATIONS: ISOLATE FILTERS AND CONTAMINATED COMPONENTS IN THE BAG-IN / BAG-OUT PROCESS. THEY ARE USED ANYWHERE THAT REQUIRES BUBBLE TIGHT ISOLATION DAMPERS.
- <<CONTACT FACTORY FOR ASSISTANCE AND MORE DETAIL>>

**CHECK REQUIRED (QUALITY LEVEL)**  (REFER TO DRAWING CA-SD-0001)

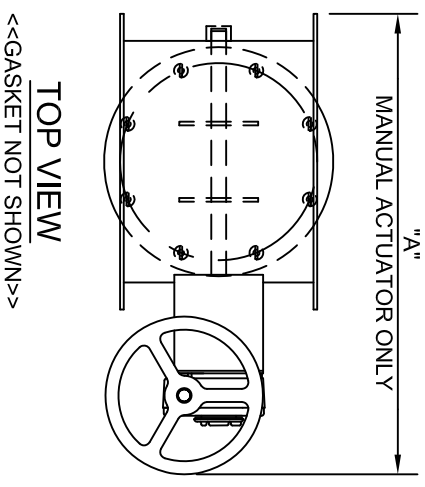
- \* ALL COMPONENTS ARE MANUFACTURED AND INSPECTED UNDER A QUALITY ASSURANCE PROGRAM THAT MEETS ALL OF THE BASIC REQUIREMENTS OF ISO 9001.
- QL-1 (SAFETY RELATED) TO MEET ALL REQUIRED ASME NQA-1 REQUIREMENTS
  - QL-2 (NON-SAFETY RELATED) TO MEET THE BASIC REQUIREMENTS OF ASME NQA-1
  - QL-3 (CUSTOMER DRIVEN) NO SPECIFIC REQUIREMENTS

**Dimensions - BTFB**

Model Number	Flange I.D. (inches)	Flange O.D. (inches)	Bolt Circle (inches)	Number of Bolt Holes	Bolt Hole Diameter (inches)	Dimension "A" (inches)	Shipping Weight (pounds)
<input checked="" type="checkbox"/> CF-BTFB-6-M-SS	6	9	7 1/2	8		17	35
<input type="checkbox"/> CF-BTFB-8-M-SS	8	11	9 1/2	8		19	45
<input type="checkbox"/> CF-BTFB-10-M-SS	10	13	11 1/2	12		21	50
<input type="checkbox"/> CF-BTFB-12-M-SS	12	15	13 1/2	12		23	60
<input type="checkbox"/> CF-BTFB-14-M-SS	14	17	15 1/2	16		25	70
<input type="checkbox"/> CF-BTFB-16-M-SS	16	19	17 1/2	16		27	80
<input type="checkbox"/> CF-BTFB-18-M-SS	18	21	19 1/2	16	7/16	29	90
<input type="checkbox"/> CF-BTFB-20-M-SS	20	23	21 1/2	20		31	100
<input type="checkbox"/> CF-BTFB-22-M-SS	22	25	23 1/2	20		32	115
<input type="checkbox"/> CF-BTFB-24-M-SS	24	27	25 1/2	24		34	130
<input type="checkbox"/> CF-BTFB-26-M-SS	26	29	27 1/2	24		36	140
<input type="checkbox"/> CF-BTFB-28-M-SS	28	31	29 1/2	24		39	155
<input type="checkbox"/> CF-BTFB-30-M-SS	30	33	31 1/2	28		41	170
<input type="checkbox"/> CF-BTFB-32-M-SS	32	35	33 1/2	28		43	190

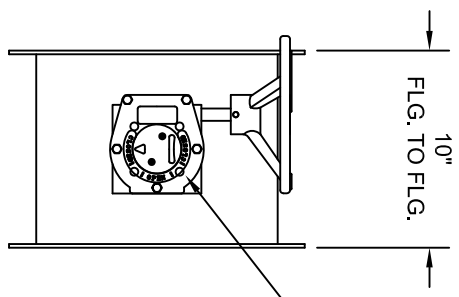
**CHECK REQUIRED (STANDARD OPTIONS)**

- 304/304L DUAL GRADE SST  316/316L DUAL GRADE SST  CUSTOM DECON MATERIAL  FORMALDEHYDE  VHP  CHLORINE DIOXIDE  N/A
- NEOPRENE FLANGE GASKET  SILICONE FLANGE GASKET  OTHER  N/A
- ACTUATOR**
  - MANUAL
    - ELECTRIC  120VAC  24VAC  24VDC  TBD
    - PNEUMATIC
    - SOLENOID VALVES  120VAC  24VAC  24VDC  TBD
    - DOUBLE ACTING
    - SPRING RETURN  FAIL CLOSED  FAIL OPEN
    - OTHER \_\_\_\_\_



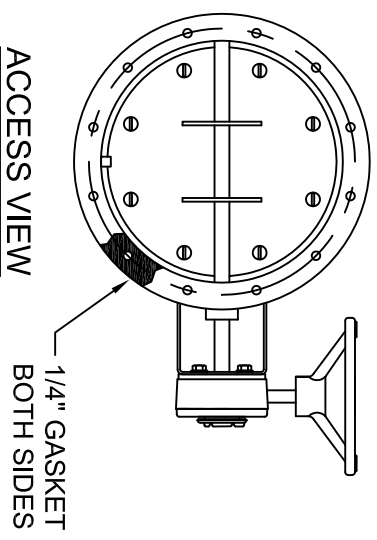
**TOP VIEW**

<<GASKET NOT SHOWN>>



**SIDE VIEW**

<<GASKET NOT SHOWN>>



**ACCESS VIEW**

1/4" GASKET BOTH SIDES

The information disclosed in this document is the property of Camfil, which reserves all rights in this copyright. Reproduction of this document or portions thereof is granted however other uses without prior written approval of Camfil is prohibited.



WASHINGTON NORTH CAROLINA  
www.camfil.com

DRAWING TITLE:

CAMCONTAIN

BTFB

BUBBLE TIGHT FLAT BLADE DAMPER

SEQUENCE NO.

DRAWN BY:	LEB	DATE:	7-7-15
CHECK BY:	myc	DATE:	7-7-15
APPR. BY:	JBYW	DATE:	7-7-15
SCALE:	NTS		

DWG SIZE	A	DRAWING NO.:	CA-SD-0026	SHEET	1	OF	1	REV	0
----------	---	--------------	------------	-------	---	----	---	-----	---